






Top 5 States by 6-Month Deterioration in Non-Current Percentage

	Non-Curr % 2005-Current	Change in Non-Curr %	Oct-21	● Peak	● Date of Peak	● Low	● Date of Low
Louisiana		11.13%	8.74%	30.43%	Oct-05	5.99%	Mar-00
Iowa		-5.05%	3.82%	9.32%	Jan-10	2.98%	Mar-00
Alabama		-6.19%	5.60%	14.12%	Jan-10	5.42%	Aug-21
West Virginia		-7.04%	5.76%	14.54%	Jan-10	4.75%	Mar-00
Mississippi		-8.76%	7.52%	23.24%	Oct-05	5.56%	Mar-00